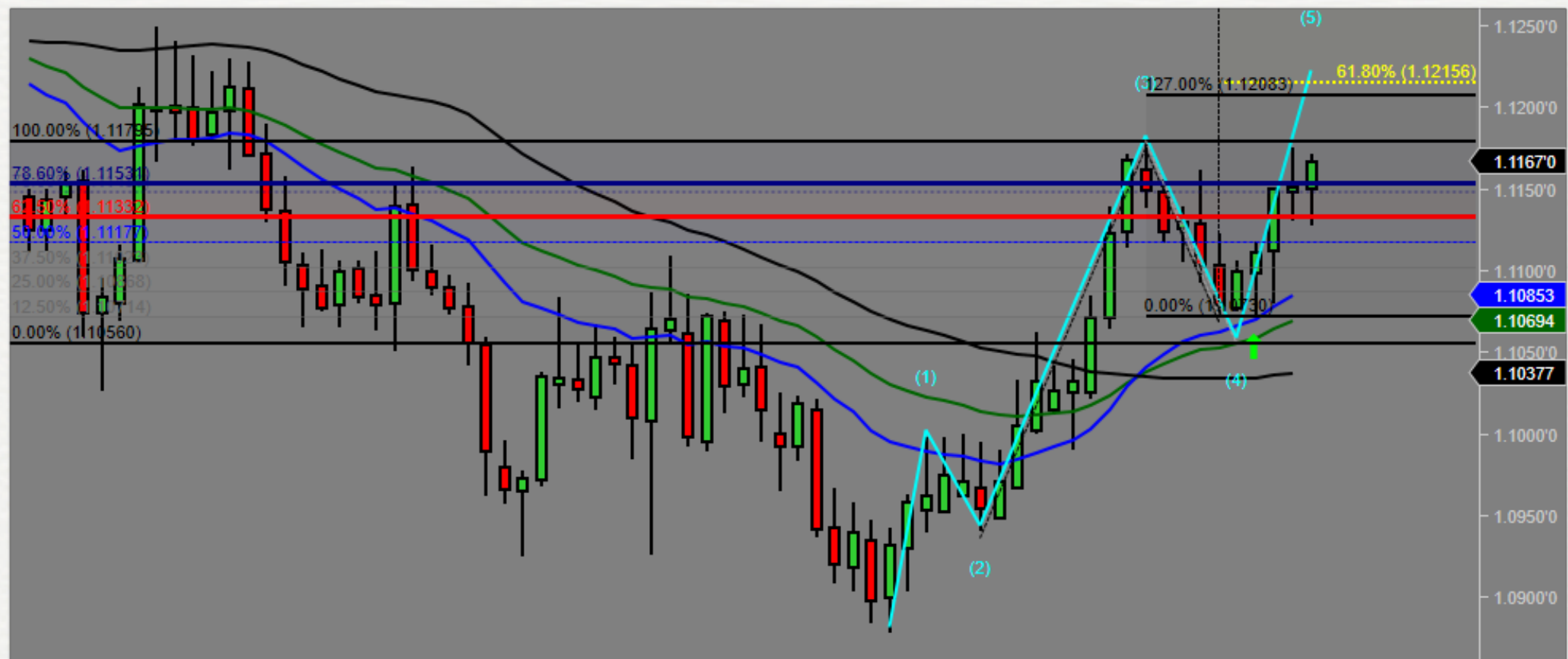


## GUS JOURY (TWITTER: @GUSSJ)

---

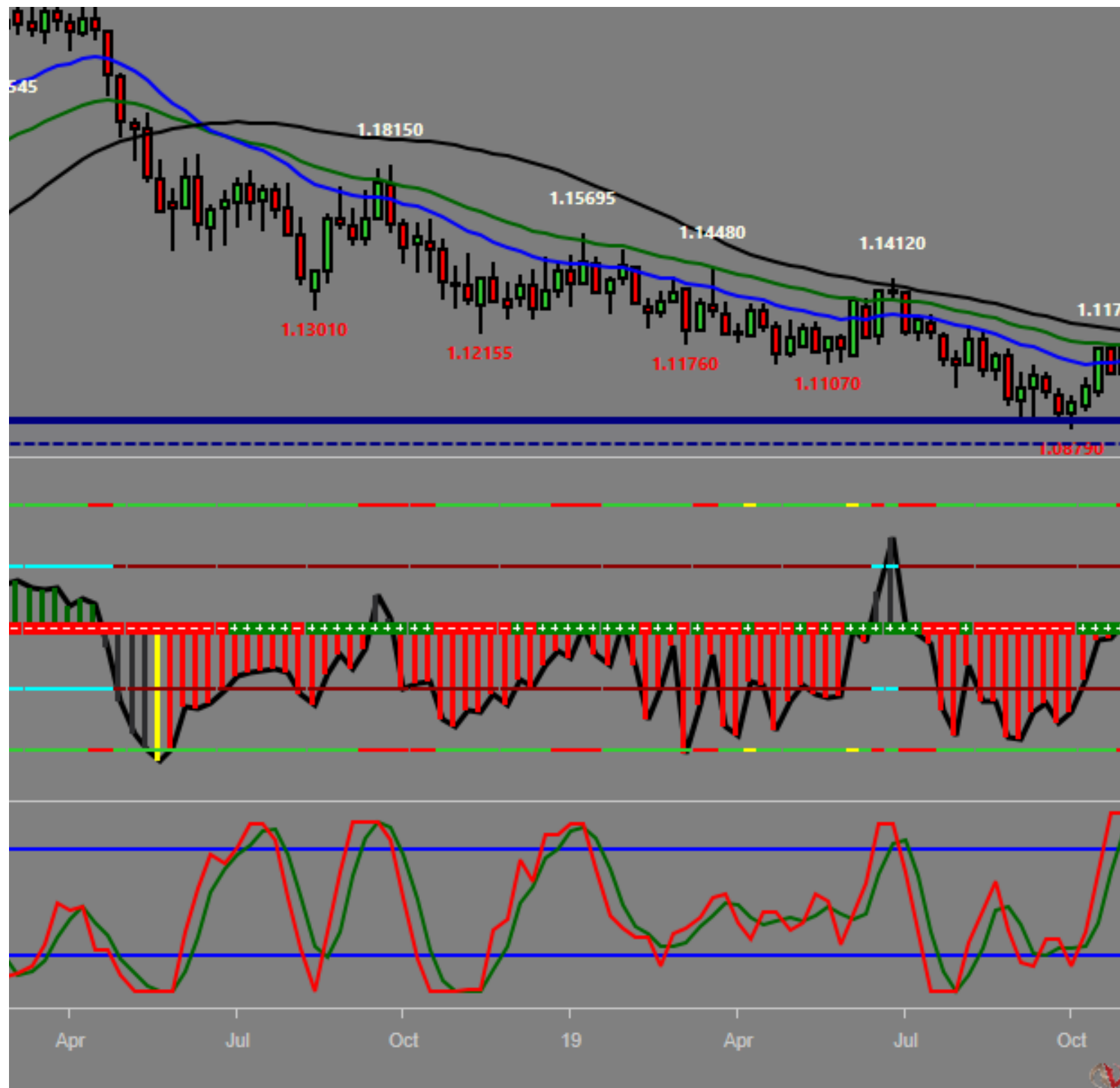
- **Independent Trader**, started trading in the mid 1990's FOREX, Stocks, Options & Futures.
- Using various **Technical & Analytical tools**, (Fibonacci/Elliott Wave, Murrey Math, Trend lines....) alongside other indicators( CCI, Stochastic, volume analysis..) to measure momentum, time my entries & execute high probability setups while **managing risk**.
- Passionate about markets and trading, specially **Trading Psychology & Emotional Intelligence** aspect of trading and studying how the mind works and it's affects on our decision making process.
- Having **probability based mindset**, unclouded by fear, anxiety, self doubt & hesitation will give a trader the ability to accept uncertainty, sustain clarity to trade with confidence & focus on process rather than outcome.
- **Trading Performance coach**/Certified level II Faster-EFT/NLP Practitioner. Using tools & techniques to help traders overcome their emotional challenges, blocks, limited beliefs, blindspots & behavioural patterns that stop them from achieving their full potential.

# PART 1-EUR/USD LONG TRADE RECAP



A real time Step by Step example on how I entered, managed my risk with size & exited with profits even when market **DIDN'T** advance as expected for 1:5 (Risk:Reward)

## Weekly EUR/USD Chart



## WEEKLY SETUP CONTEXT

- Bounce of Major 78.2% weekly Fibonacci Support.
- CCI Divergence.
- OverSold Stochastic RSI w/divergence
- Breaching Prior Week Bar High
- Didn't trade the Initial move off support wasn't following it.

# Daily Chart Oct 25th



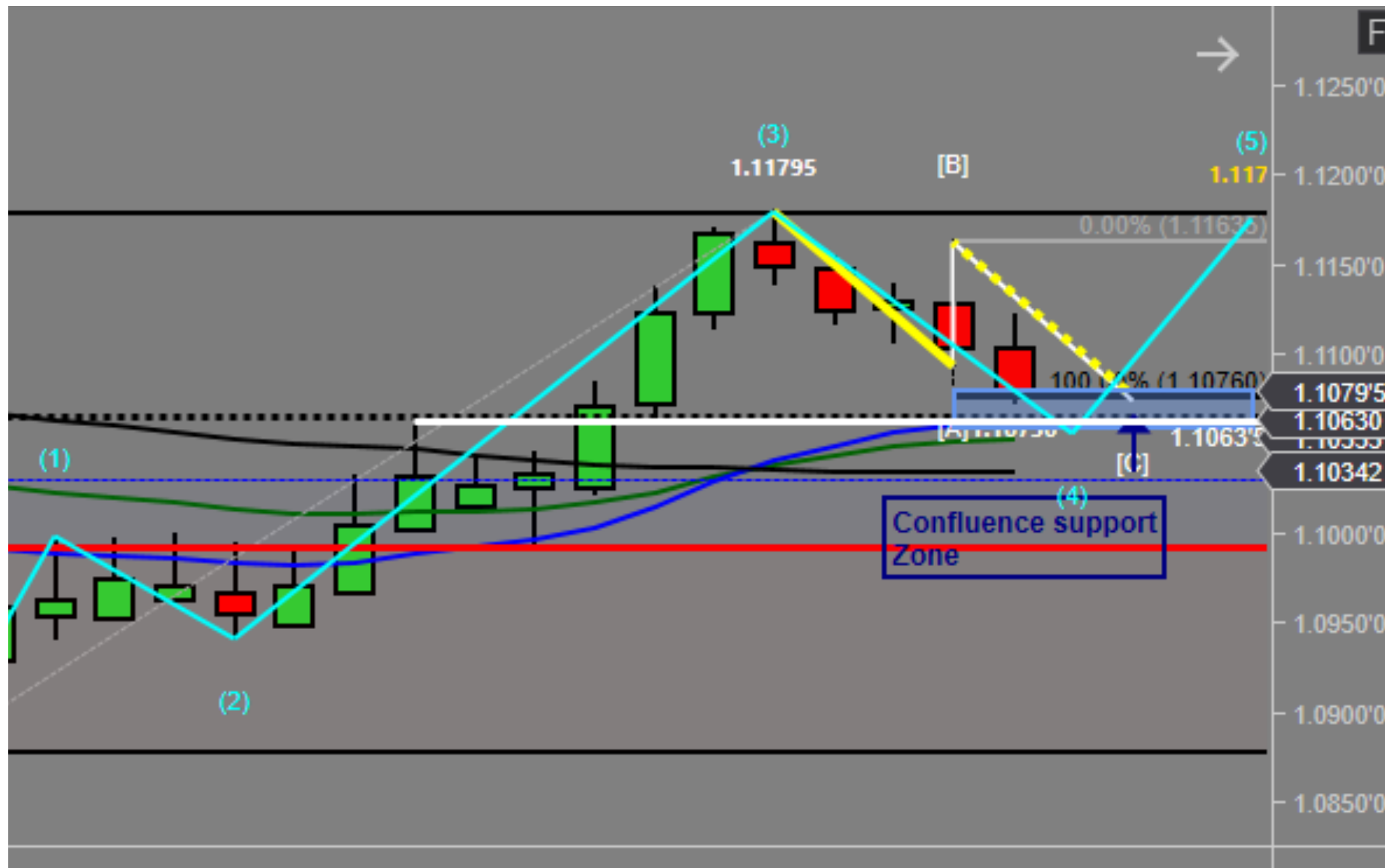
**Gus Joury** @Gussj · Oct 25

**\$EURUSD** Approaching support area for a possible bounce 1.1062-82  
#FOREX #Currencies #swingtrading #trading #eur





## Daily Chart Confluence Support zone



- 100% ABC Fibonacci projection support.
- 38.2% Fibonacci Retracement for possible W4 support/Bounce
- Prior Swing High Resistance becomes support @1.1063



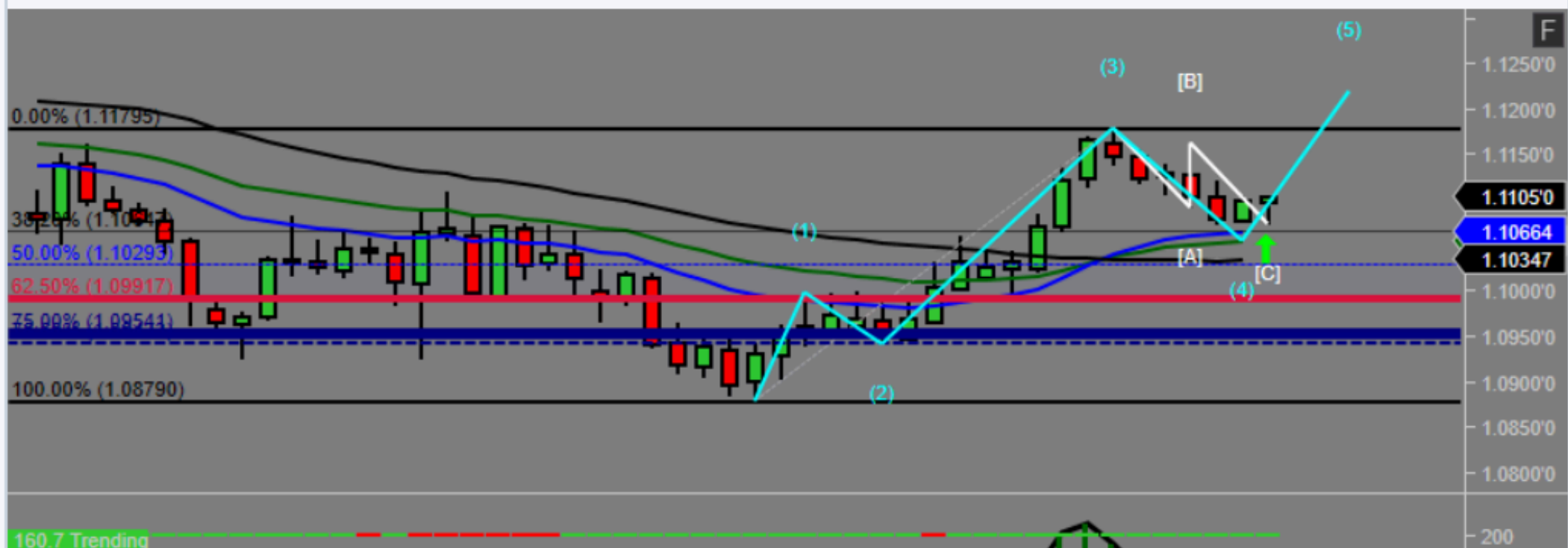
**Gus Joury** @Gussj · Oct 29

**\$EURUSD** a daily Close above 1.1106 is required for daily long signal confirmation [#fibonacci](#) [#ElliottWave](#) **\$USD** [#6e\\_F](#) Keep in mind FOMC Tomorrow 14:00 EST  
[#forex](#) [#forextrader](#) [#forexmarket](#) [#swingtrading](#) [#currencies](#) [#Euro](#)



**Gus Joury** @Gussj · Oct 29

**#EURUSD** Triggering a buy signal off Double bottom 38.2% support ABC wave 4 correction for a possible rally into Wave 5 initial target 1.1230-50 once swing high 1.1179 cleared. keep in mind FOMC tomorrow [#trading](#) [#swingtrading](#) [#forexsignals](#) [#forexmarket](#) [#forex](#) [#currencies](#)





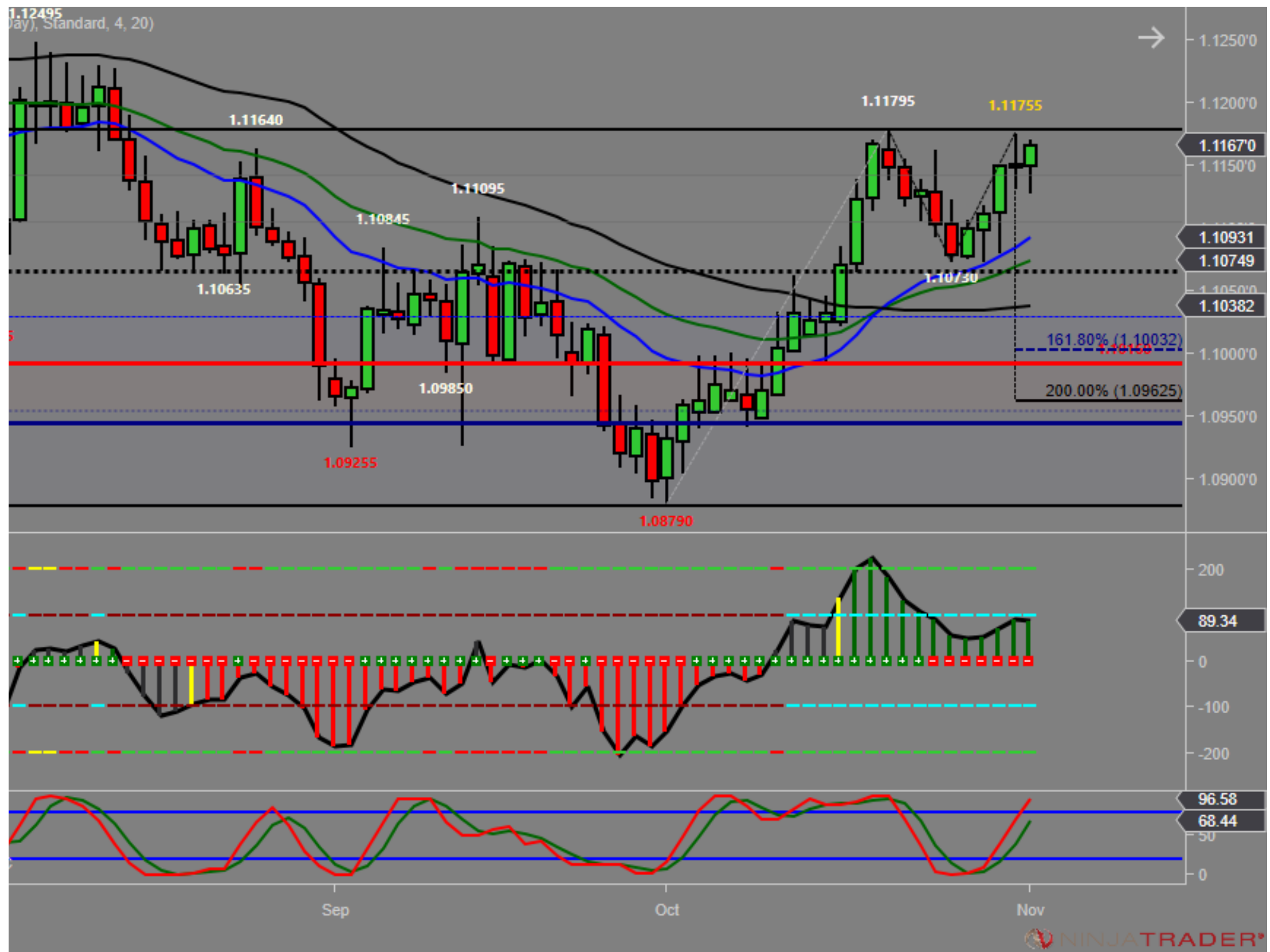
**Gus Joury** @Gussj · Oct 30

**\$EURUSD** continues to rally post FOMC to new HOD targeting W5 initial zone 1.1230-50 followed by 1.13 [#forex](#)  
[#forextrading](#) [\\$USD](#) [#forexsignals](#) [#forexmarket](#)



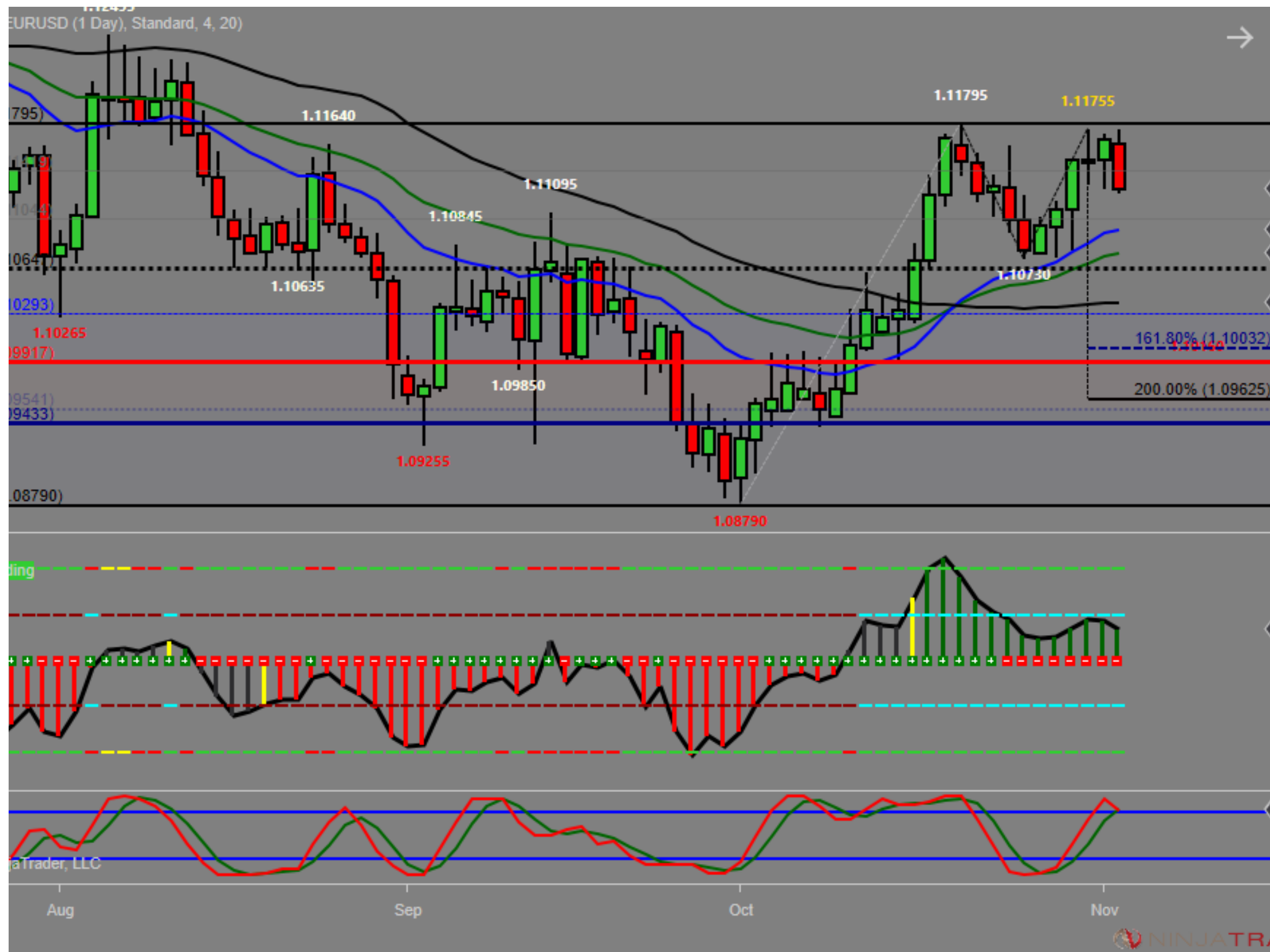
Show this thread

# Daily chart (Oct 28th Nov1st)





# Daily Chart Monday Nov 4th

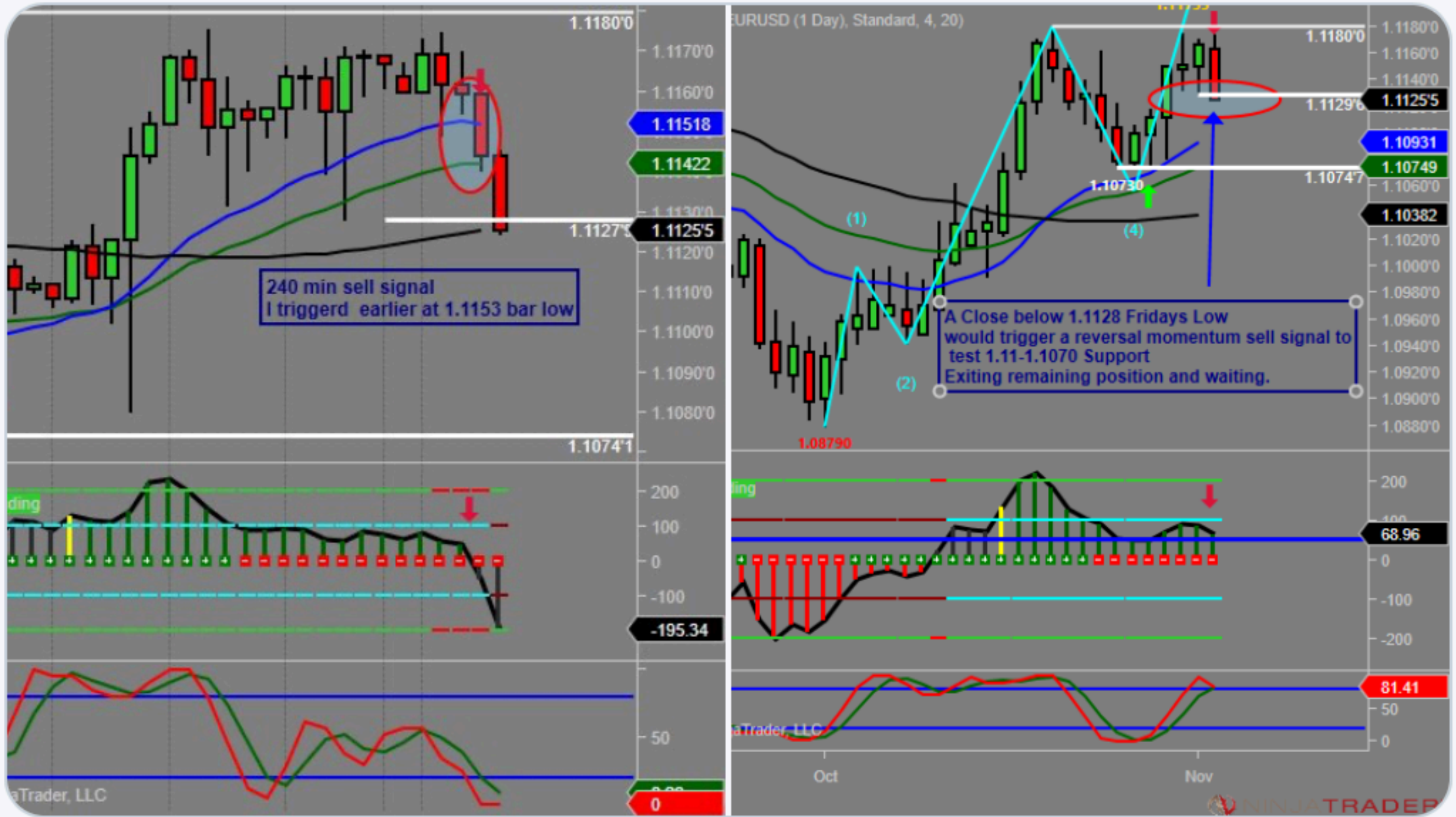




**Gus Joury** @Gussj · Nov 4

**\$EURUSD #6e\_F** 240 min triggering a sell, a close below 1.1128 Friday's low would trigger a daily momentum sell towards 1.11-1.1070 Exiting remains long position for now. #forex

#forextrading #swingtrading #euro #Trading #forexsignals



# Trade Execution & Risk Management



## Trade Executions

Forex			
USD			
EUR.USD	2019-10-25, 11:22:40	<u>Entry 50%</u>	1.10855
EUR.USD	2019-10-25, 11:54:03	<u>Closed Position 50%</u>	1.10811
EUR.USD	2019-10-29, 09:28:58	<u>Re-Entry 50%</u>	1.10959
EUR.USD	2019-11-01, 08:31:03	<u>Adding 50%</u>	1.11345
EUR.USD	2019-11-01, 10:30:45	<u>Exit (1) 50%</u>	1.11618
EUR.USD	2019-11-04, 14:46:59	<u>Stopped out on rest 50%</u>	1.11266
<b>Total EUR.USD</b>			<b>0</b>

Total Profit: 53 pips

Initial Risk :20 pips on (50%) = 10 pips

Reward:Risk = 1:5 (managing risk with size)



# THANK YOU FOR YOUR TIME!!

*“Performance in trading requires thinking in probabilities while focusing on process rather than outcome.*

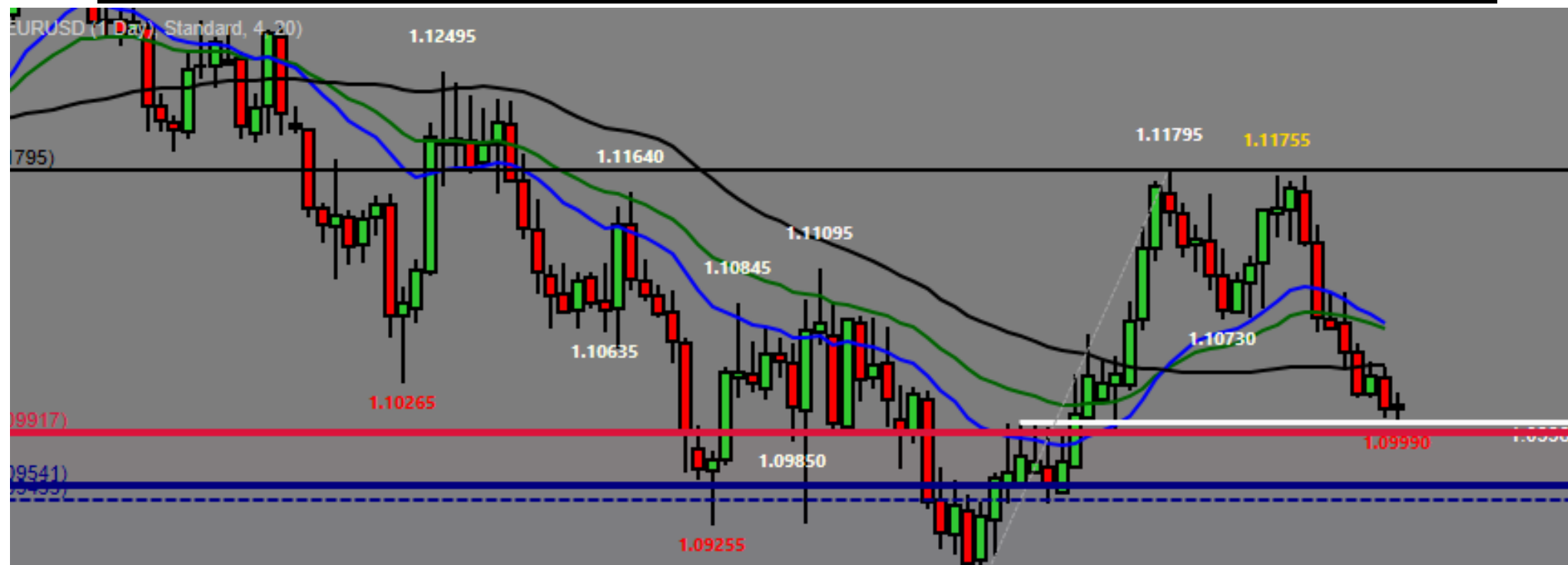
*Professional traders work on having a flexible yet disciplined mindset by managing risk & maintaining emotional awareness”*

*Feel free to contact me for any further questions.*

*Email: [gusjoury@gmail.com](mailto:gusjoury@gmail.com)*

*Twitter: [@gussj](https://twitter.com/gussj)*

# PART 2-EUR/USD SHORT TRADE RECAP



**EUR/USD SHORT SETUP REVERSAL TRIGGERED  
NOVEMBER 4TH**

**(MISSED, DIDN'T TRADE IT NOR CHASED IT)**


# 240 m Chat Nov 4th





**Gus Joury** @Gussj · Nov 5

#EURUSD closed at it's lows yesterday confirming a sell signal as anticipated. watching initial target/support 1.11 followed by 1.1070 - clearing 1.1070 would take us down to 1.10 area #Euro \$USD #forextrading \$SPX #FinancialMarkets #fibonacci #6e\_f #Trading #Futures



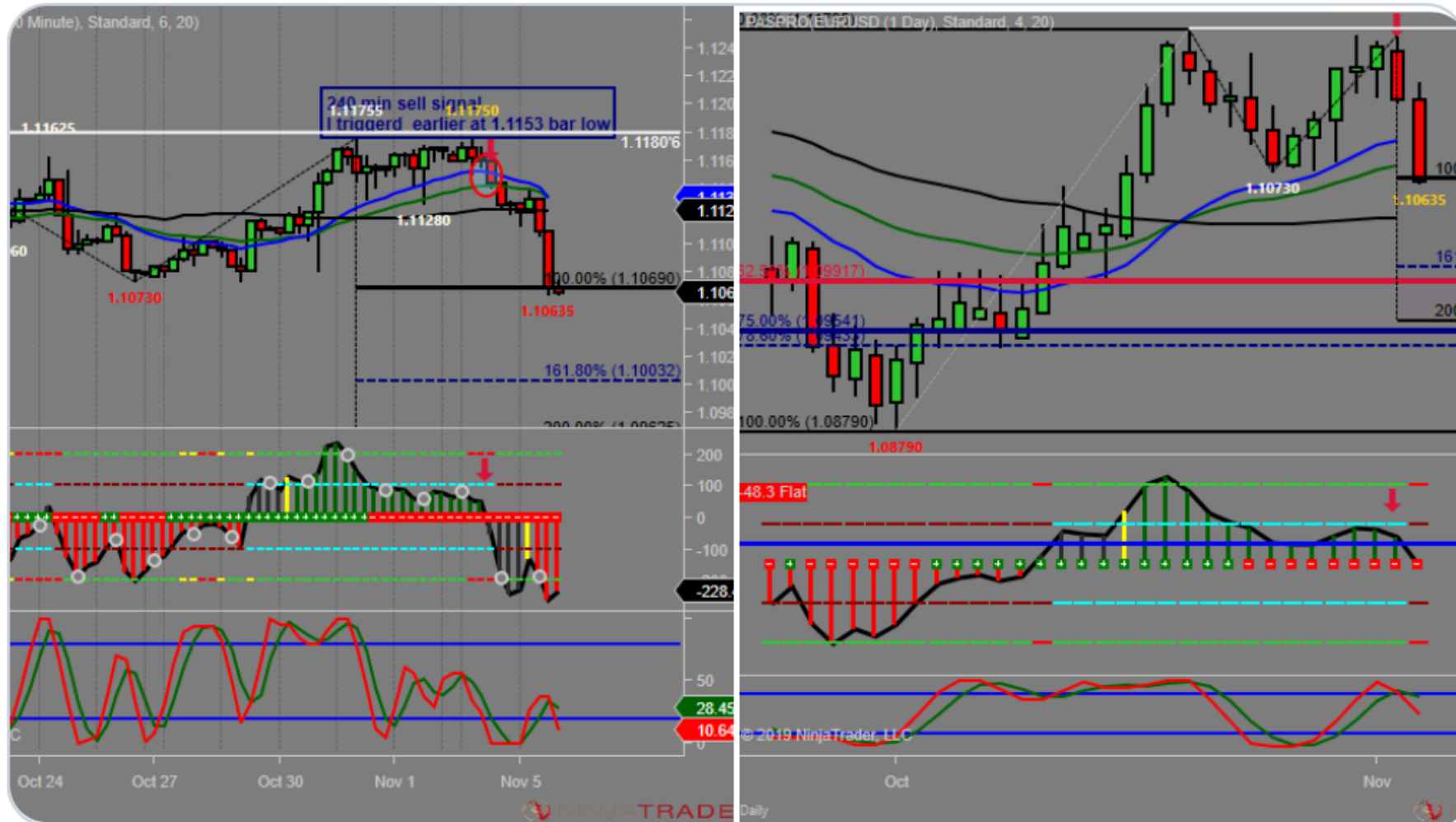






Gus Joury @Gussj · Nov 5

#EURUSD follow up, stalling at support target zone looking weak will look to sell a bounce towards 1.11-1.1125 if I get confirmation on smaller TF for a possible continuation down towards 1.10 target #Euro \$USD #forextrading \$SPX #forex #fibonacci #6e\_f #Trading #ES\_F







**Gus Joury** @Gussj · Nov 6

**\$EURUSD** So Far Risk:Reward 1:3 I would move stop to B/E had I taken the trade for a risk free trade targeting new Lows. below YL. next target 1.1044 followed by 1.10 zone

#Euro \$USD #forextrading #forex #fibonacci #6e\_f #ES\_F #trading #EURUSD





# Double Top on 30 mins chart at 1.1093 bounce Sell Trigger



**Gus Joury** @Gussj · Nov 6

**\$EURUSD** Entry Triggers on 30 min Double top at 1.1088 stop 1.1094 with limited risk. unfortunately I missed that entry while I was trading other markets.risk 7 tics with much bigger reward potential [#Euro \\$USD](#) [#forextrading](#) [#forex](#) [#fibonacci](#) [#6e\\_f](#) [#ES\\_F](#) [#trading](#) [#eurusd](#)





**Gus Joury** @Gussj · Nov 7

**\$EURUSD** 61.8% Fibonacci target 1.1044 reached after Double top attempt. Next target 1.1000-1.1015 #Euro \$USD #forextrading #forex #fibonacci #6e\_f #ES\_F #trading #EURUSD #tradingpsychology #tradingperformance



1









**Gus Joury** @Gussj · Nov 8

**\$EURUSD** Target Reached for possible bounce off that zone 1.10-1.1015. Have great weekend all. #Euro \$USD #forextrading #forex #fibonacci #6e\_f #ES\_F #trading #EURUSD #tradingpsychology #tradingperformance



1



Show this thread



# Short Trade Recap Friday Nov 8th

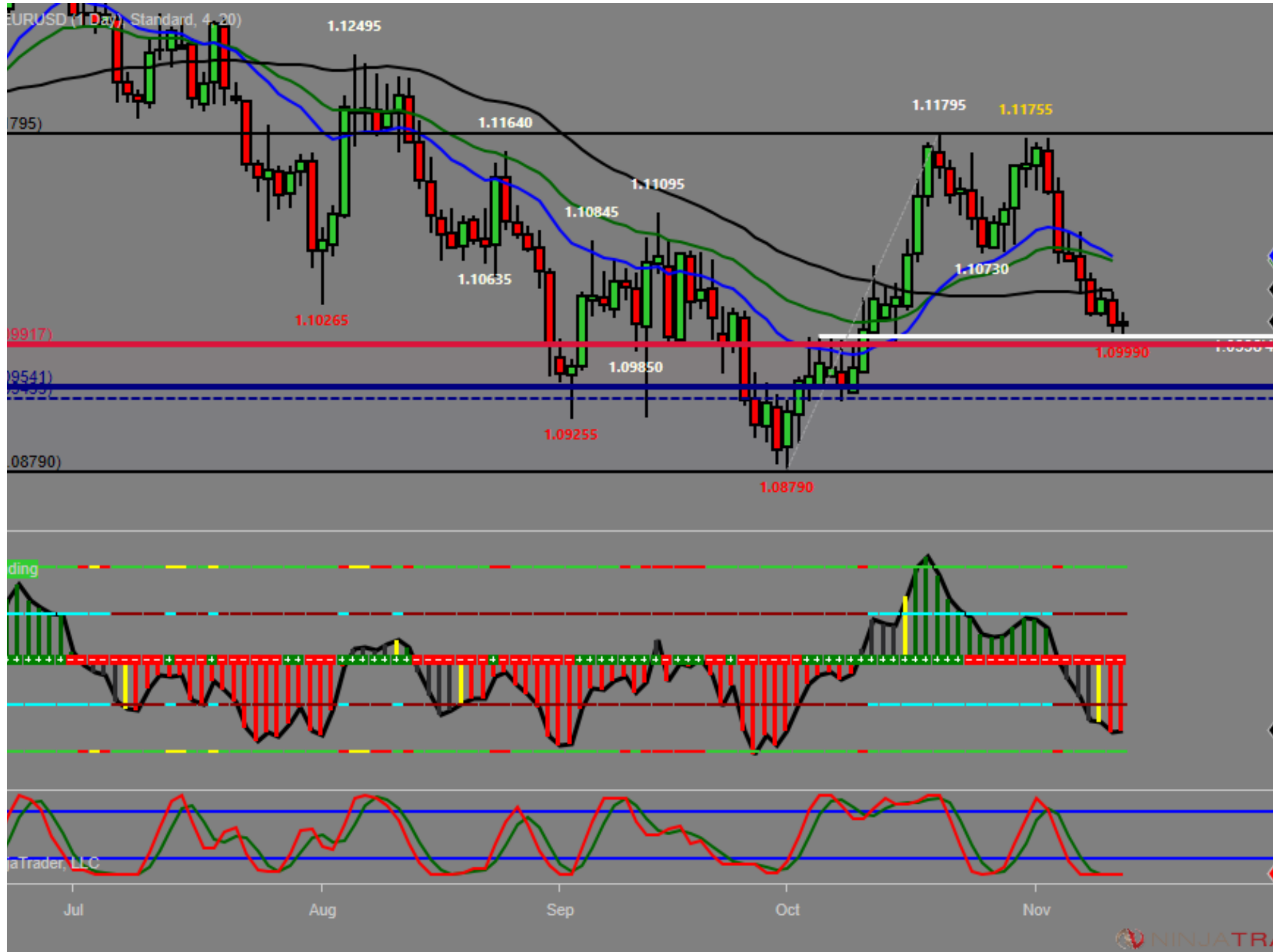


**Gus Joury** @Gussj · 23h

**\$EURUSD** Trade Recap: Risking 5 pips to make 70 pips. R:R 1:14 Entry short 1.1088 T1= 1.1045 T2 1.1018 #Euro \$USD #forextrading #forex #fibonacci #6e\_f #ES\_F #trading #EURUSD #tradingpsychology #tradingperformance #financialmarkets #ES\_F #NQ\_F #CL\_F



# Daily Chart Nov 13



**THANK YOU FOR YOUR  
TIME!!**

*Email: [gusjoury@gmail.com](mailto:gusjoury@gmail.com)*

*Twitter: [@gussj](https://twitter.com/gussj)*