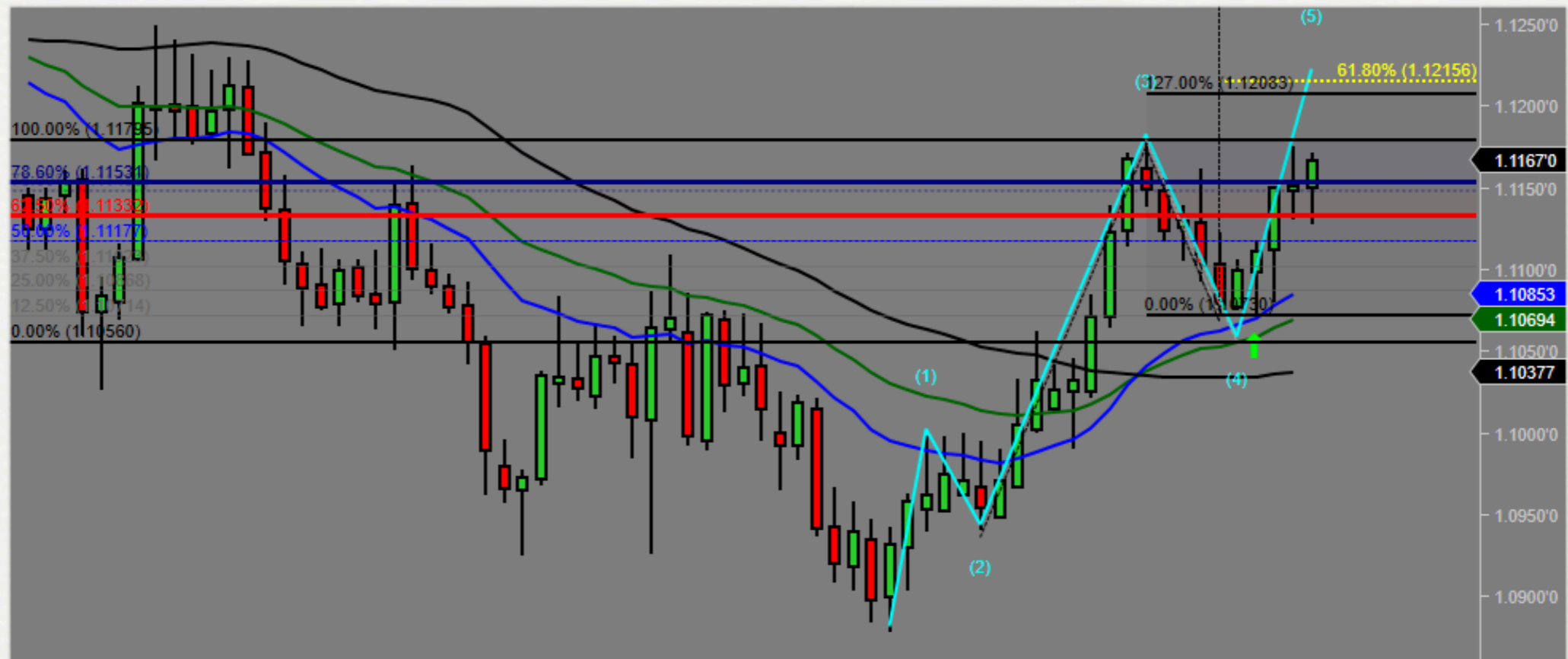


GUS JOURY (TWITTER: @GUSSJ)

- **Independent Trader**, started trading in the mid 1990's FOREX, Stocks, Options & Futures.
- Using various **Technical & Analytical tools**, (Fibonacci/Elliott Wave, Murrey Math, Trend lines....) alongside other indicators(CCI, Stochastic, volume analysis..) to measure momentum, time my entries & execute high probability setups while **managing risk**.
- Passionate about markets and trading, specially **Trading Psychology & Emotional Intelligence** aspect of trading and studying how the mind works and it's affects on our decision making process.
- Having **probability based mindset**, unclouded by fear, anxiety, self doubt & hesitation will give a trader the ability to accept uncertainty, sustain clarity to trade with confidence & focus on process rather than outcome.
- **Trading Performance coach**/Certified level II Faster-EFT/NLP Practitioner. Using tools & techniques to help traders overcome their emotional challenges, blocks, limited beliefs, blindspots & behavioural patterns that stop them from achieving their full potential.

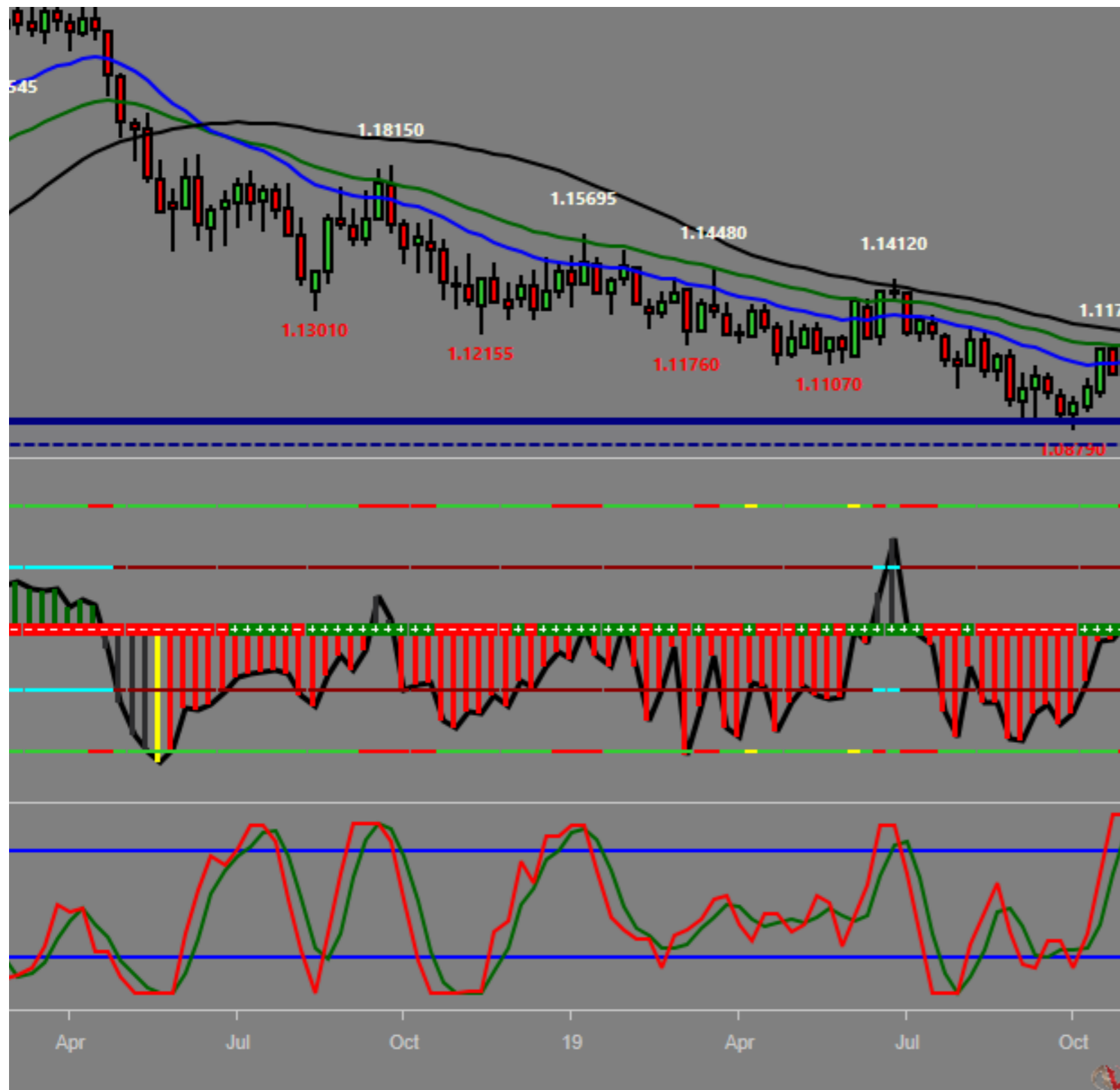
PART 1-EUR/USD LONG TRADE RECAP

!



A real time Step by Step example on how I entered, managed my risk with size & exited with profits even when market **DIDN'T** advance as expected.

Weekly EUR/USD Chart



WEEKLY SETUP CONTEXT

- Bounce of Major 78.2% weekly Fibonacci Support.
- CCI Divergence.
- OverSold Stochastic RSI w/divergence
- Breaching Prior Week Bar High
- Didn't trade the Initial move off support wasn't following it.

Daily Chart Oct 25th

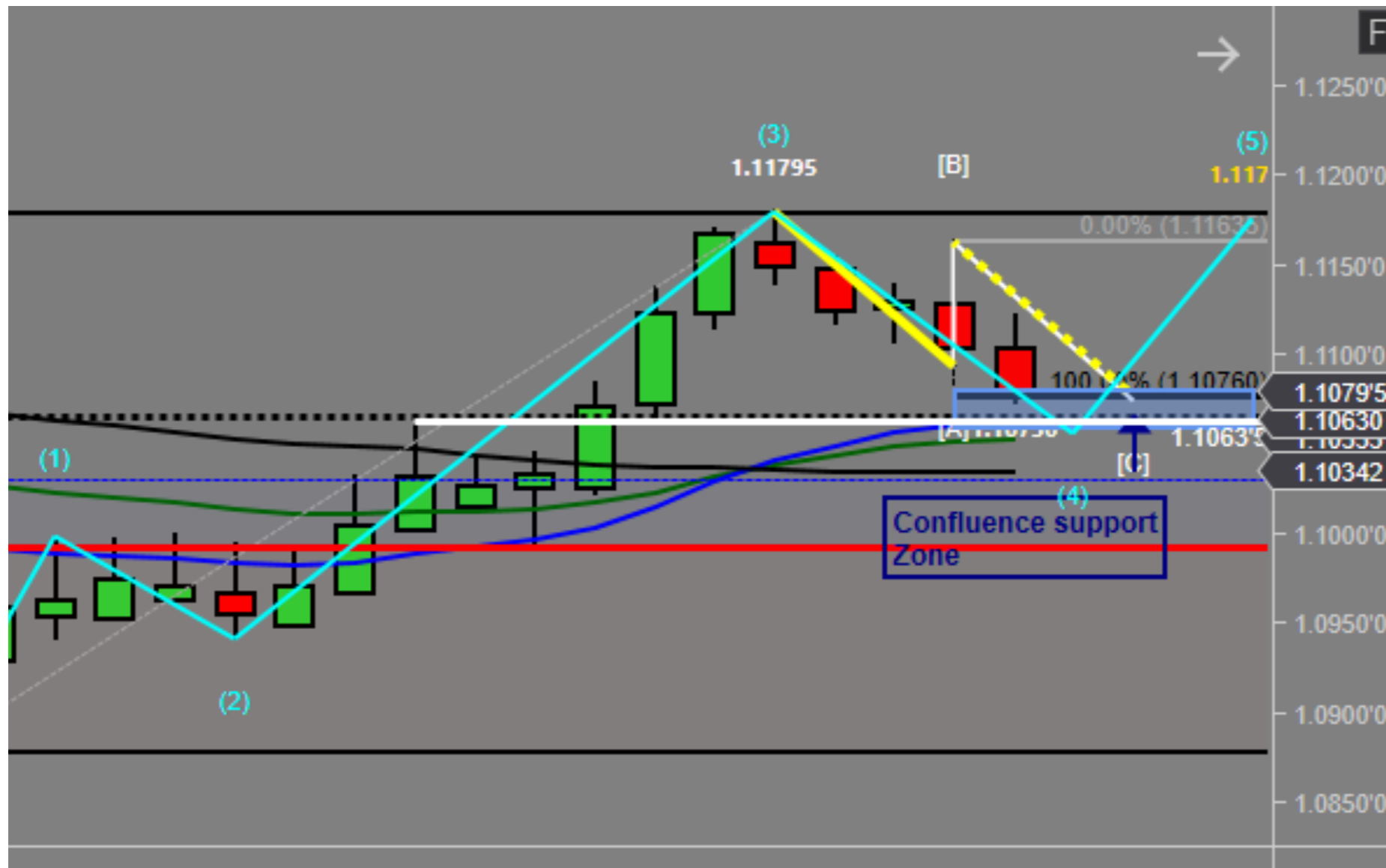


Gus Joury @Gussj · Oct 25

\$EURUSD Approaching support area for a possible bounce 1.1062-82
#FOREX #Currencies #swingtrading #trading #eur



Daily Chart Confluence Support zone



- 100% ABC Fibonacci projection support.
- 38.2% Fibonacci Retracement for possible W4 support/Bounce
- Prior Swing High Resistance becomes support @1.1063



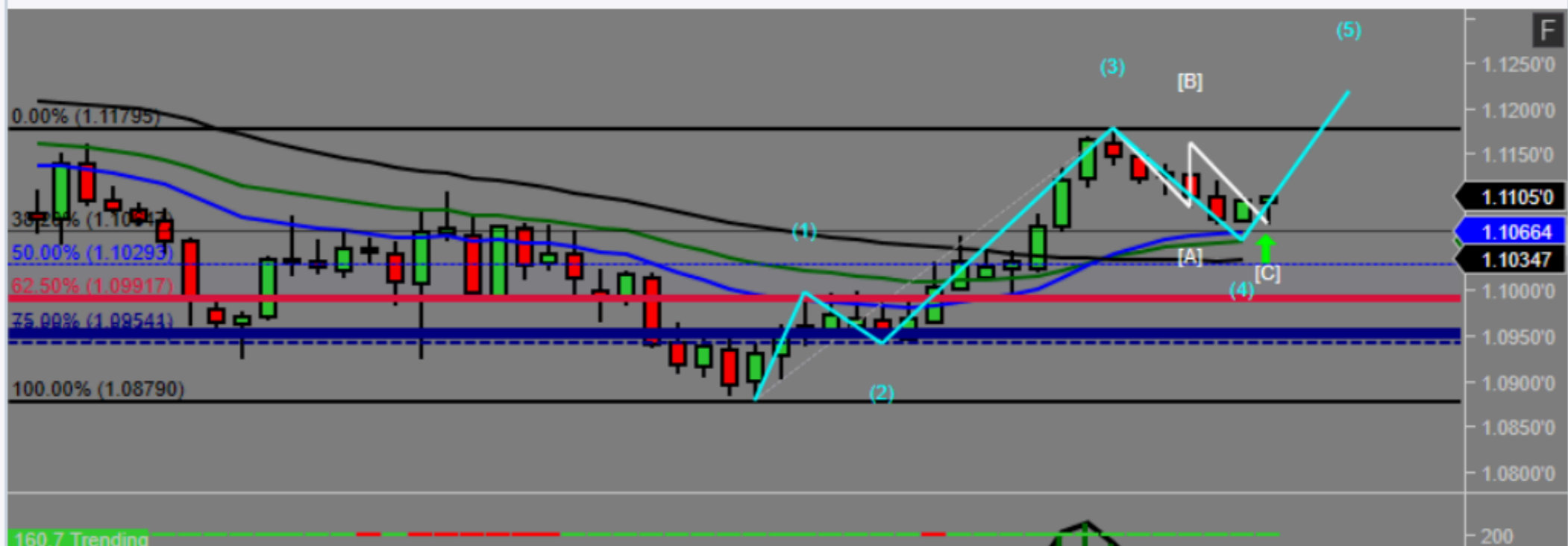
Gus Joury @Gussj · Oct 29

\$EURUSD a daily Close above 1.1106 is required for daily long signal confirmation [#fibonacci](#) [#ElliottWave](#) **\$USD** [#6e_F](#) Keep in mind FOMC Tomorrow 14:00 EST
[#forex](#) [#forextrader](#) [#forexmarket](#) [#swingtrading](#) [#currencies](#) [#Euro](#)

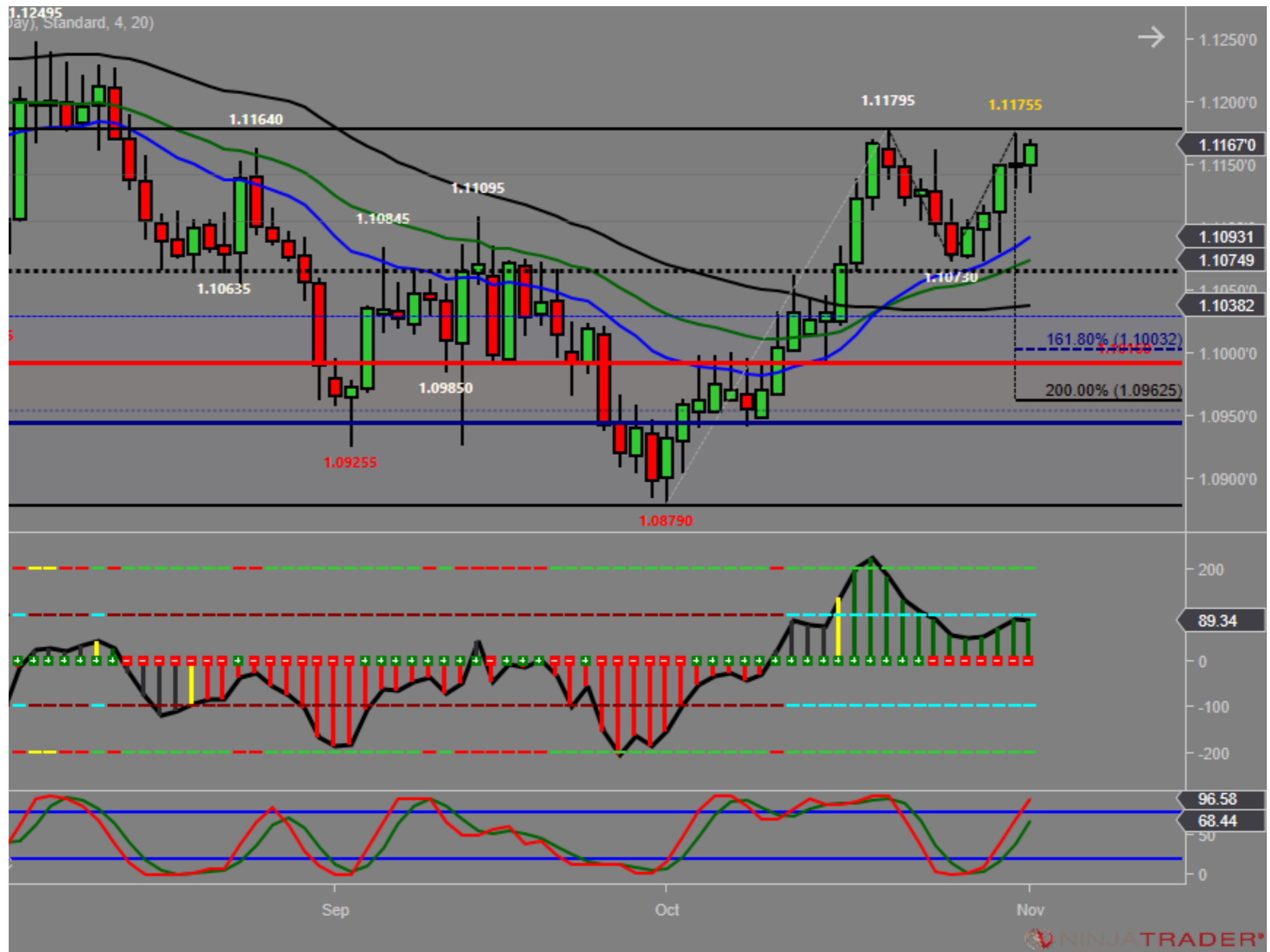


Gus Joury @Gussj · Oct 29

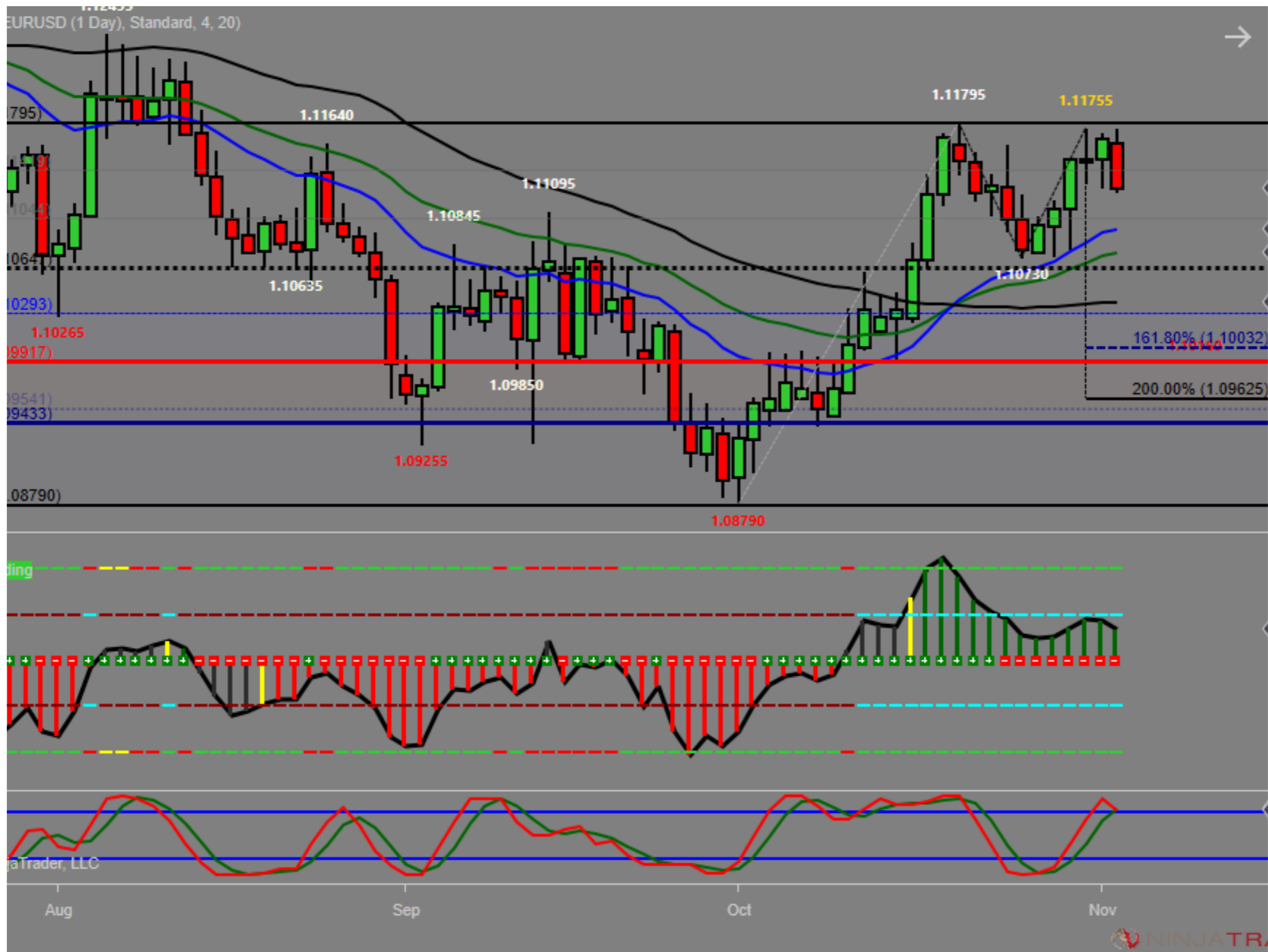
#EURUSD Triggering a buy signal off Double bottom 38.2% support ABC wave 4 correction for a possible rally into Wave 5 initial target 1.1230-50 once swing high 1.1179 cleared. keep in mind FOMC tomorrow [#trading](#) [#swingtrading](#) [#forexsignals](#) [#forexmarket](#) [#forex](#) [#currencies](#)



Daily chart (Oct 28th Nov1st)



Daily Chart Monday Nov 4th

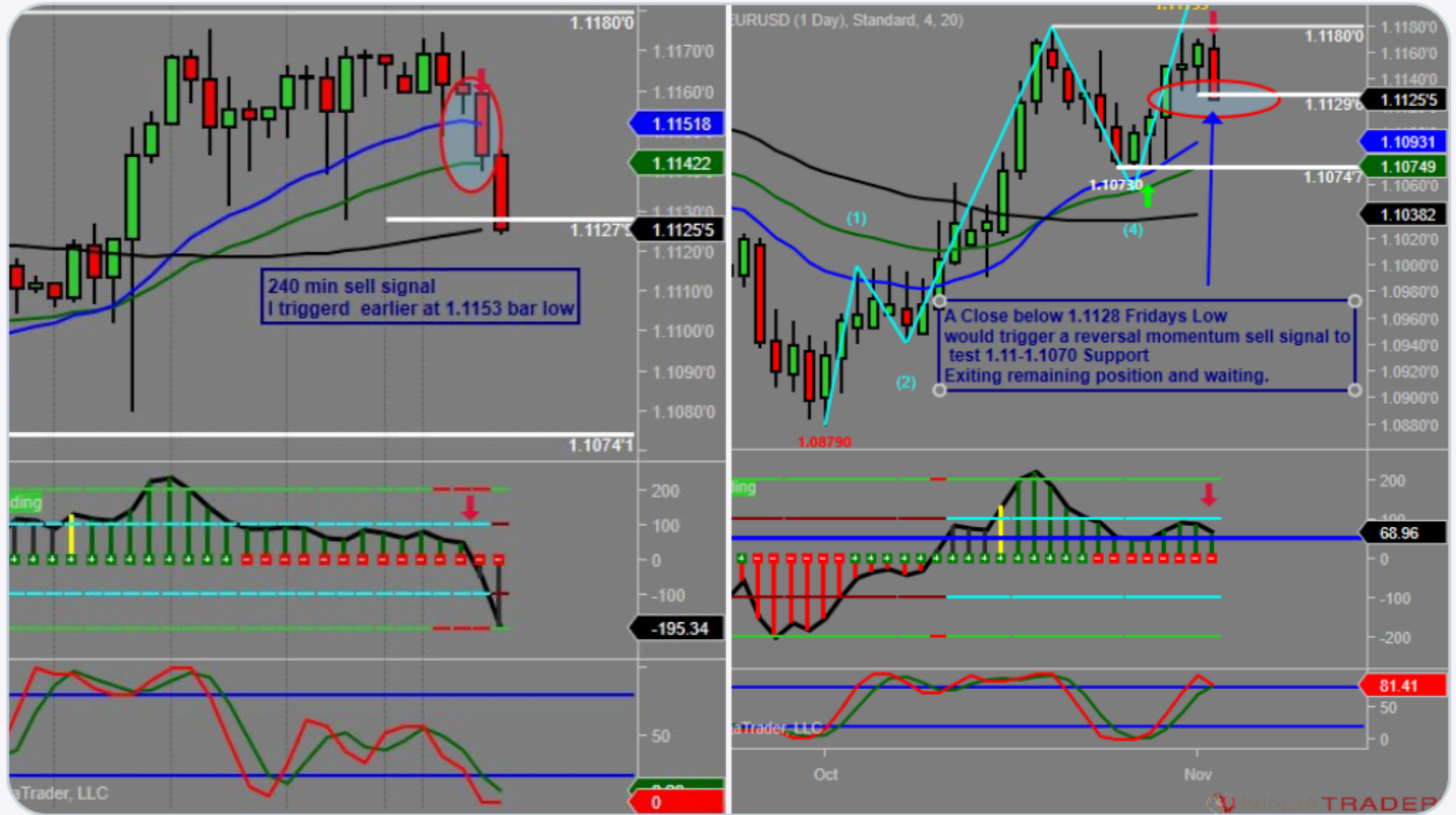




Gus Joury @Gussj · Nov 4

\$EURUSD #6e_F 240 min triggering a sell, a close below 1.1128 Friday's low would trigger a daily momentum sell towards 1.11-1.1070 Exiting remains long position for now. #forex

#forextrading #swingtrading #euro #Trading #forexsignals



Trade Execution & Risk Management



Trade Executions

Forex			
USD			
EUR.USD	2019-10-25, 11:22:40	<u>Entry 50%</u>	1.10855
EUR.USD	2019-10-25, 11:54:03	<u>Closed Position 50%</u>	1.10811
EUR.USD	2019-10-29, 09:28:58	<u>Re-Entry 50%</u>	1.10959
EUR.USD	2019-11-01, 08:31:03	<u>Adding 50%</u>	1.11345
EUR.USD	2019-11-01, 10:30:45	<u>Exit (1) 50%</u>	1.11618
EUR.USD	2019-11-04, 14:46:59	<u>Stopped out on rest 50%</u>	1.11266
Total EUR.USD			0

Total Profit: 53 pips

Initial Risk :20 pips on (50%) = 10 pips

THANK YOU FOR YOUR TIME!!

“Performance in trading requires thinking in probabilities while focusing on process rather than outcome.

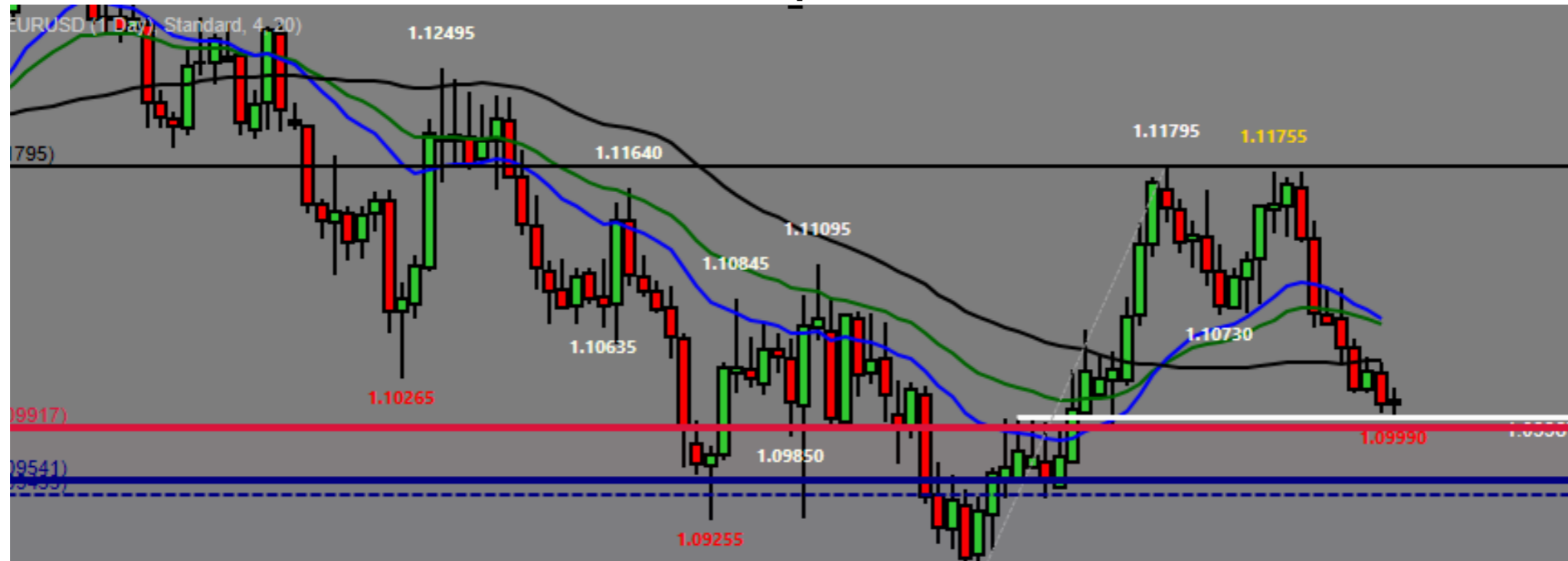
Professional traders work on having a flexible yet disciplined mindset by managing risk & maintaining emotional awareness”

Feel free to contact me for any further questions.

Email: gusjoury@gmail.com

Twitter: @gussj

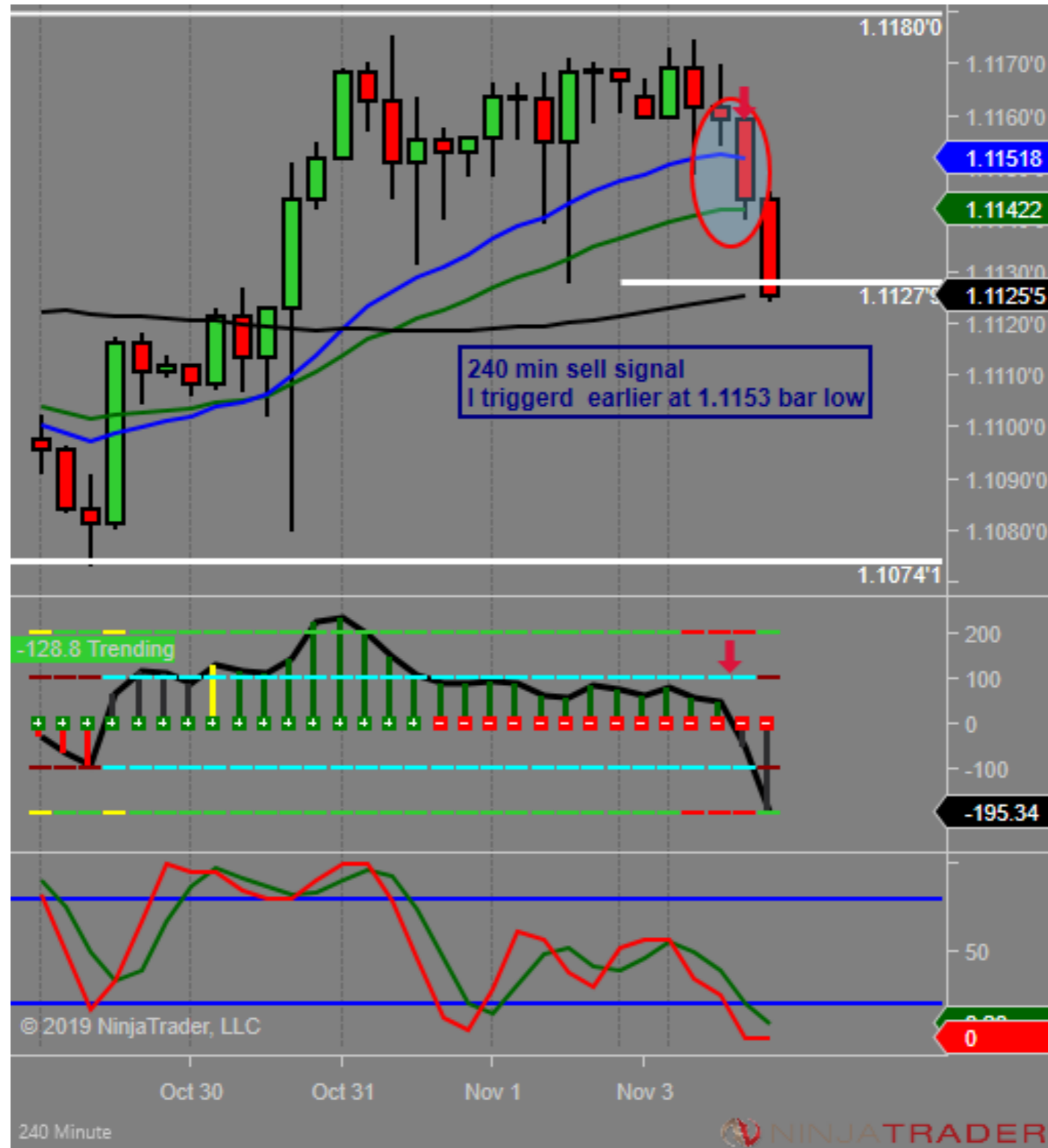
PART 2-EUR/USD SHORT TRADE RECAP



**EUR/USD SHORT SETUP REVERSAL TRIGGERED
NOVEMBER 4TH**

(MISSED, DIDN'T TRADE IT NOR CHASED IT)

240 m Chat Nov 4th





Gus Joury @Gussj · Nov 5

#EURUSD closed at it's lows yesterday confirming a sell signal as anticipated. watching initial target/support 1.11 followed by 1.1070 - clearing 1.1070 would take us down to 1.10 area #Euro \$USD #forextrading \$SPX #FinancialMarkets #fibonacci #6e_f #Trading #Futures





Gus Joury @Gussj · Nov 5

#EURUSD reaching 1.1070 target for possible bounce before continuing lower towards 1.10 area #Euro \$USD #forextrading \$SPX #FinancialMarkets #fibonacci #6e_f #Trading #Futures \$Euro



1

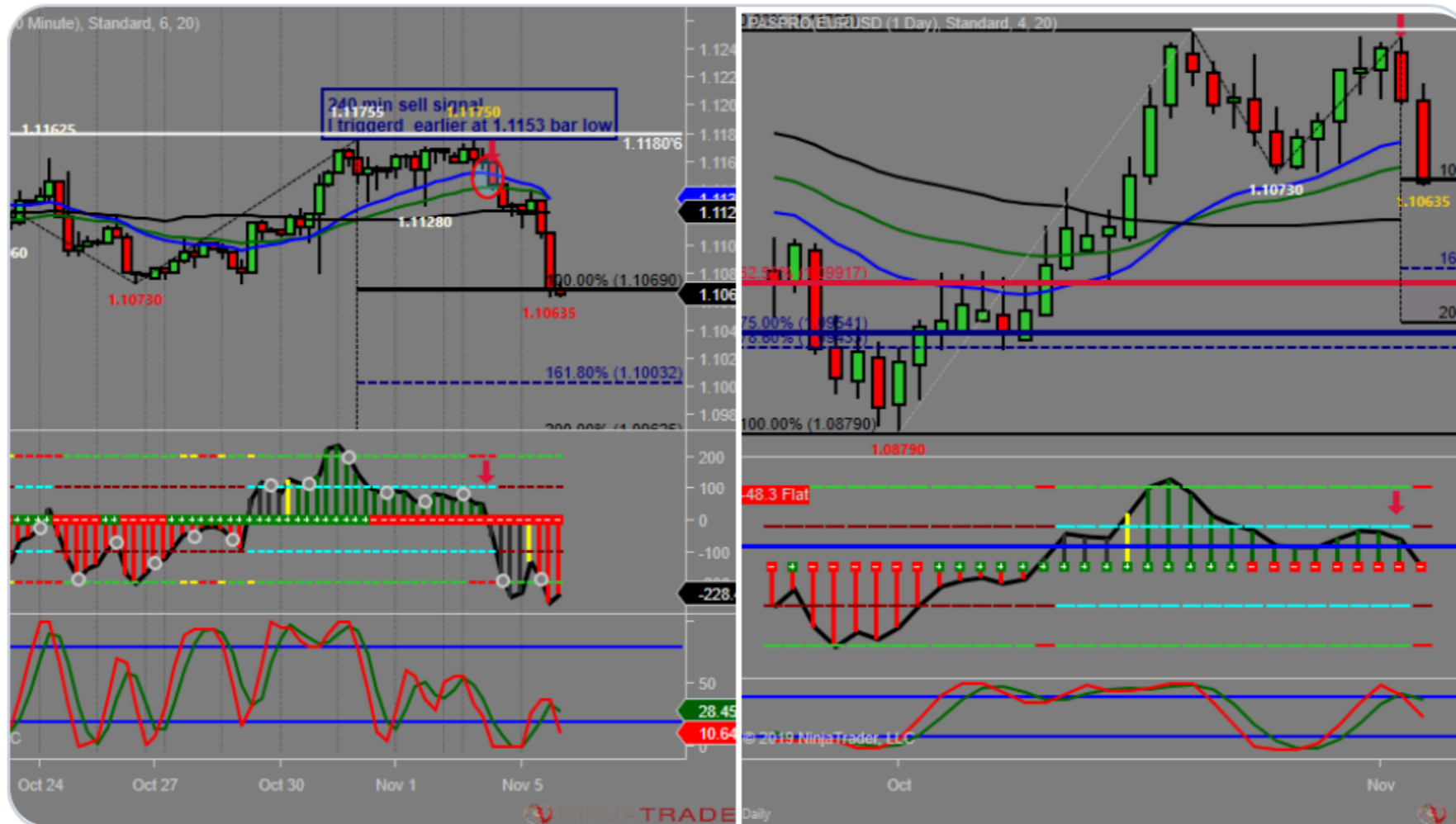


Show this thread



Gus Joury @Gussj · Nov 5

#EURUSD follow up, stalling at support target zone looking weak will look to sell a bounce towards 1.11-1.1125 if I get confirmation on smaller TF for a possible continuation down towards 1.10 target #Euro \$USD #forextrading \$SPX #forex #fibonacci #6e_f #Trading #ES_F





Gus Joury @Gussj · Nov 6

\$EURUSD bouncing off 100% projected support watching resistance around 1.11-25 for possible short entry for continuation towards 1.10

#Euro \$USD #forextrading \$SPX #forex #fibonacci #6e_f #Trading #ES_F #trading #financialmarkets

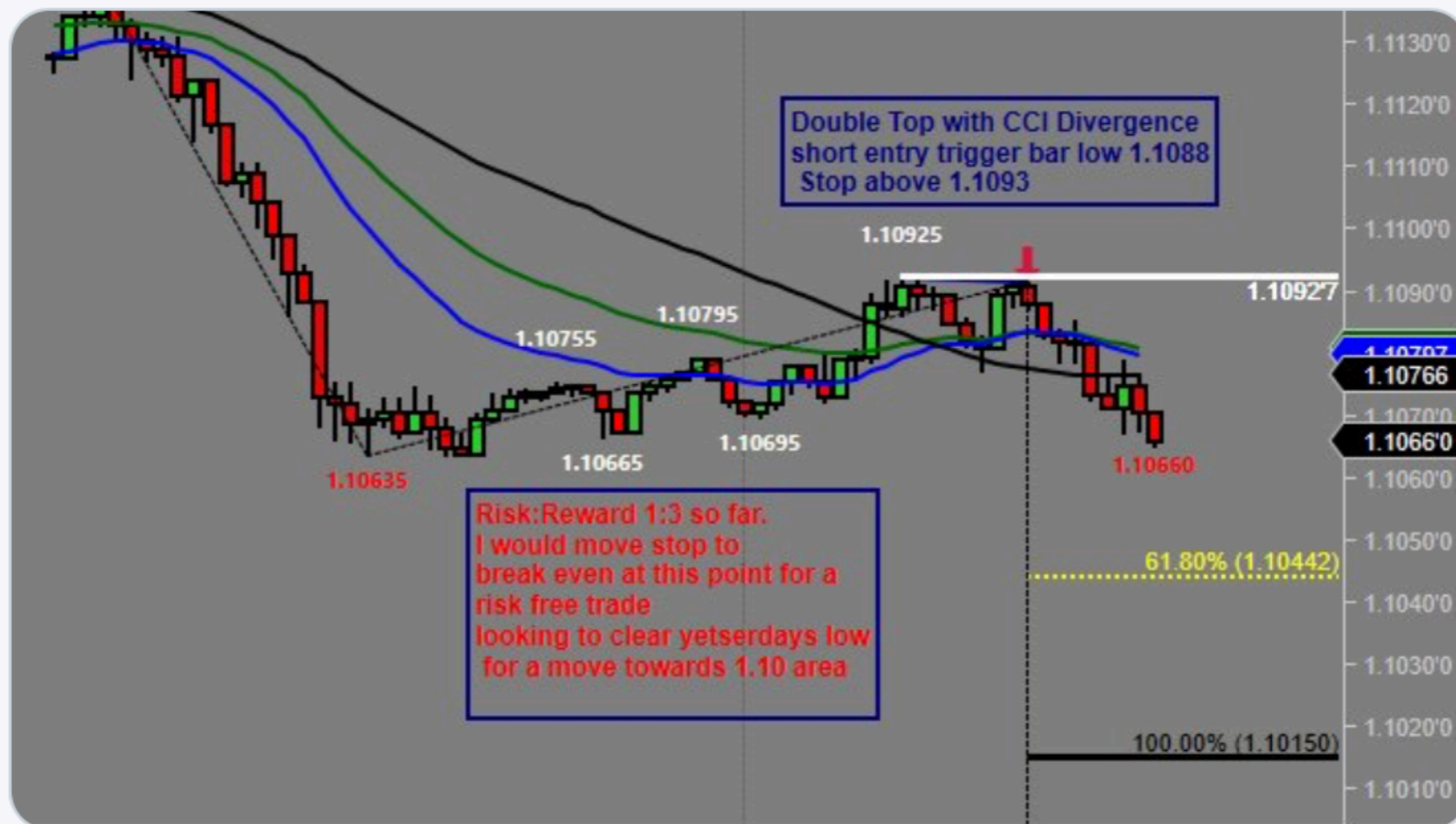




Gus Joury @Gussj · Nov 6

\$EURUSD So Far Risk:Reward 1:3 I would move stop to B/E had I taken the trade for a risk free trade targeting new Lows. below YL. next target 1.1044 followed by 1.10 zone

#Euro \$USD #forextrading #forex #fibonacci #6e_f #ES_F #trading #EURUSD



Double Top on 30 mins chart at 1.1093 bounce Sell Trigger



Gus Joury @Gussj · Nov 6

\$EURUSD Entry Triggers on 30 min Double top at 1.1088 stop 1.1094 with limited risk. unfortunately I missed that entry while I was trading other markets.risk 7 tics with much bigger reward potential [#Euro \\$USD](#) [#forextrading](#) [#forex](#) [#fibonacci](#) [#6e_f](#) [#ES_F](#) [#trading](#) [#eurusd](#)



1



2





Gus Joury @Gussj · Nov 7

\$EURUSD 61.8% Fibonacci target 1.1044 reached after Double top attempt. Next target 1.1000-1.1015 #Euro \$USD #forextrading #forex #fibonacci #6e_f #ES_F #trading #EURUSD #tradingpsychology #tradingperformance





Gus Joury @Gussj · Nov 8

\$EURUSD Target Reached for possible bounce off that zone 1.10-1.1015. Have great weekend all. #Euro \$USD #forextrading #forex #fibonacci #6e_f #ES_F #trading #EURUSD #tradingpsychology #tradingperformance



1



Show this thread

Short Trade Recap Friday Nov 8th

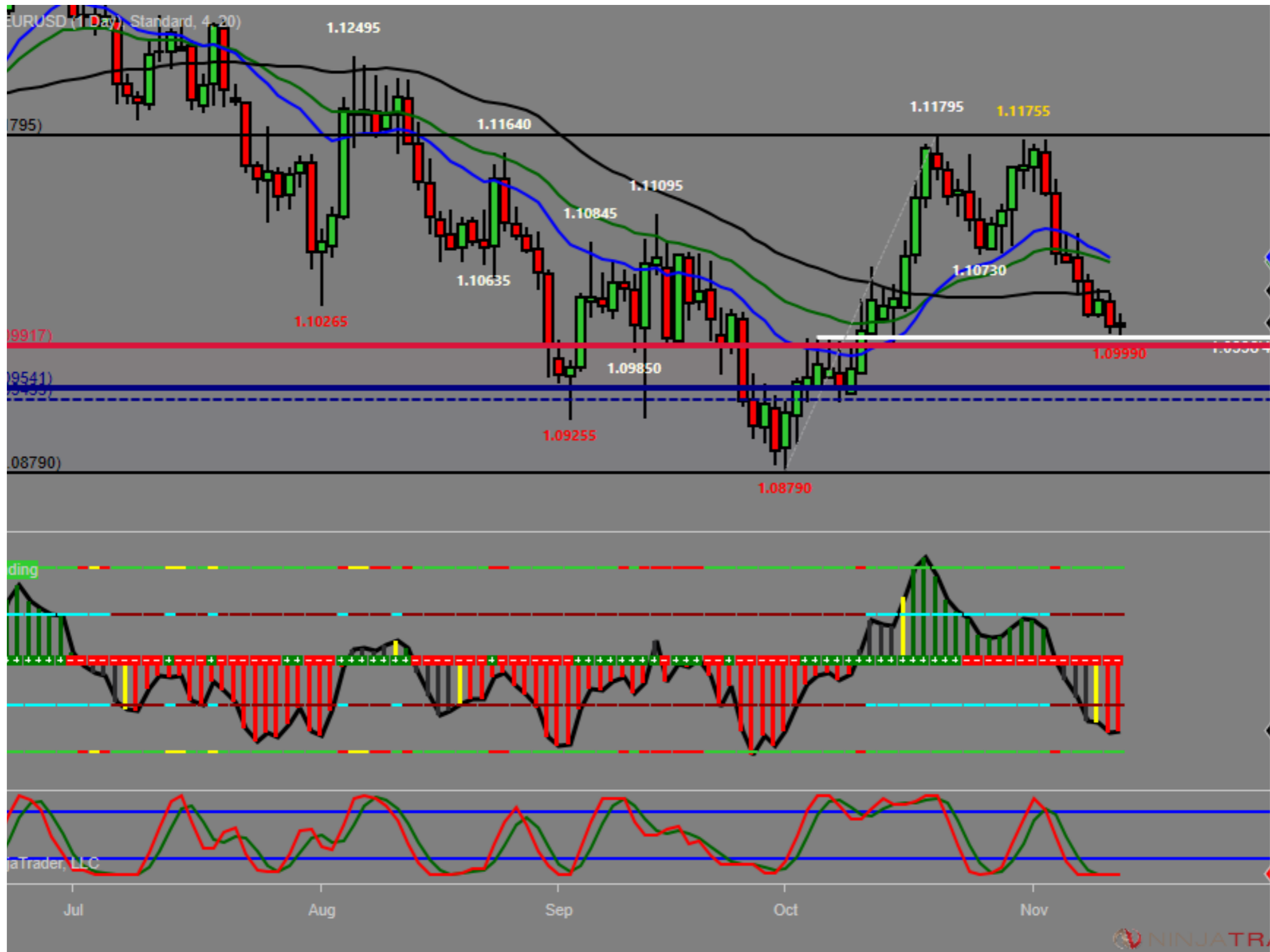


Gus Joury @Gussj · 23h

\$EURUSD Trade Recap: Risking 5 pips to make 70 pips. R:R 1:14 Entry short 1.1088 T1= 1.1045 T2 1.1018 #Euro \$USD #forextrading #forex #fibonacci #6e_f #ES_F #trading #EURUSD #tradingpsychology #tradingperformance #financialmarkets #ES_F #NQ_F #CL_F



Daily Chart Nov 13



**THANK YOU FOR YOUR
TIME!!**

Email: gusjoury@gmail.com

Twitter: @gussj